

2512 Serie BT 2512 C 70 Model

Emisfera BT presents an innovative and affordable technology to perform indoor and outdoor radio coverage systems, for wide logistics and industrial environments.

Application: Thanks to a new RF coverage conception, frequent radio frequency propagation problems, has been solved by this solution. Emisfera BT antennas system performs a properly coverage, where shelves and metal infrastructures, shield the interconnection with handle radio terminal, mobile client and WiFi bar code readers. A passive system of Emisfera BT Antennas helps radio communication, in complex and obstructed environments, as well as warehouse's area, composite buildings, hospitality, tunnels, refrigerated cells or critical interference sites.

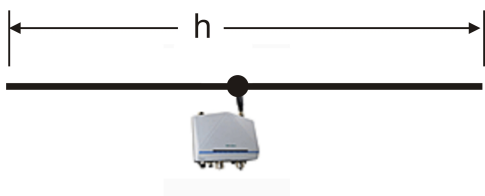
Integration: Emisfera BT solution is appropriate to any kind of access point device compliant to 802.11a/b/h/n IEEE standard, as new device or recycled from an existing system. Moreover, Emisfera BT antennas are applicable to any kind of radio device operating in the frequency range of 800Mhz – 3Ghz, supporting detached antennas.

Emisfera BT antenna allows an homogeneous propagation signals inside the area of interest, enveloping every object from the above, avoiding "shadow zones" in the radio frequency coverage.

Main advantages: The coverage system provided by Emisfera BT antennas technology, reduce of 2/3 access point device implementation, instead of any traditional coverage system.

Additionally Emisfera BT technology brings several technical and economical advantages in wireless network implementation and next follow maintenance. Main advantages are: high reliability, low internal mutual interferences, stability of the signal, quality of client connections, no client roaming disconnection, low infrastructures implementation, security improvement, energy saving, etc...





Double-branch BT antenna suitable for WiFi 802.11b/g/n wireless system, GSM/UMTS e DECT systems, working up to 2.8GHz. Central single Access Point model

BT 2512 C 70

Tecnichnical Features:

Bandwith:	400MHz-2.9GHz
Antenna total Lengh (h):	70 m
Access Point position:	Centrale
Coverage area (A):	3.375 mq @ d=8 m
H plan -3dB (α) angle:	175°
Front to back ratio:	5 dB
Average gain:	-19dBi
Impedence typ.:	50 Ω
Min bending radius:	200 mm
Input max power:	100 Watt
Working temperature:	da -50° C a +85° C
antenna diameter:	17 mm
Clear volume (radius):	100 mm

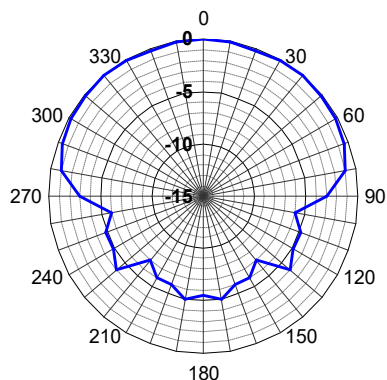
Related Accessories

Mounting Kit :
Kit di protezione 1+1 :

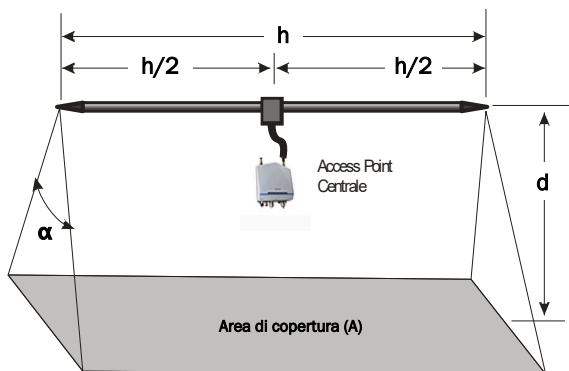
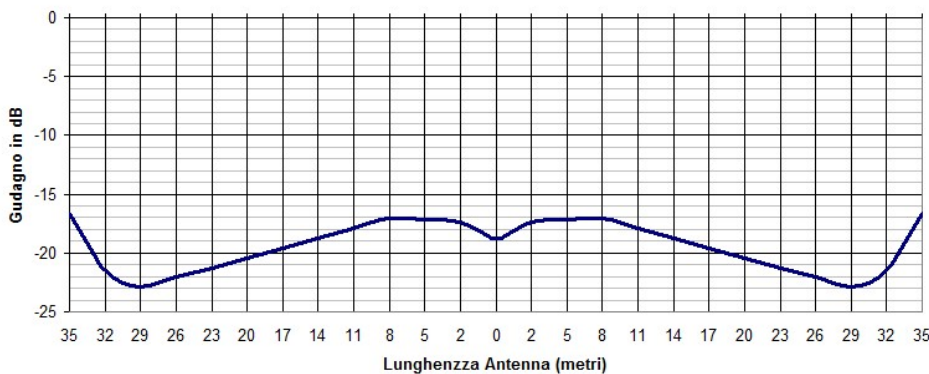
BT-MK100
BT 25_1+1 / BT 25_2+1

Radiation diagram

Trasversal plan (radius)



Longitudinal plan (assial) - mesurment compliant to IEC61196-4, tollerance +/- 4dB



Designe parameters

- **h** = total leght of the antenna
- **d** = floor hight (typically 8 meters)
- **A** = nomianl coverage area with d =8 meters
- **α** = nominal aperture angle